

September 2023

## For Secondary Teachers

Dear Member:

The last decade has seen many changes to the ESA, EI benefits and Collective Agreements regarding Maternity/Parental leaves and benefits. This can make things quite confusing.

To explain the context, our provisions are a blend of old conditions, relatively new conditions and new conditions. Effective May 1<sup>st</sup> 2013, significant Collective Agreement changes relating to maternity/parental leave came into effect under a Memorandum of Understanding (MOU). This document blended conditions from new Central language and old Local language. Subsequent negotiations continued these conditions. Our most recent 2019-2022 Collective Agreement maintains these provisions as status quo. This means that maternity and parental leave benefits provisions under our contract remain the same as they have been since May 1<sup>st</sup> 2013. These provisions will remain in place until we have a new Collective Agreement.

The MoU outlined the changes to the benefits available for Maternity Leaves under our Collective Agreement. Letter of Agreement #6 of the Central Table deal outlines the modified language to enshrine that these provisions remain status quo. The main provision is for eight (8) weeks of 100% salary for the person giving birth immediately following the birth of the child for all permanent teachers as well as some teachers under term contracts. Additional Mat Leave provisions can be found in Article L14.00 of the Local Collective Agreement. (See details on pages below.) Contact the District Office to answer any questions.

However, Maternity/Parental leave is governed by federal and provincial legislation as well as our contractual agreements. Recent changes to the Employment Standards Act (ESA) in Ontario as a result of Bill 148 as well as the changes to the Federal *Employment Insurance Act* align the *ESA* with the available Employment Insurance (EI) benefits for employees. I have attached a general information package including excerpts from the Collective Agreement, employment insurance fact sheets, and pension information.

In order to access Employment Insurance (EI), you will need to apply online as soon as you stop working. There have been some significant changes to EI Parental benefits recently (including the 18 month provisions and additional weeks if sharing benefits) so pay close attention to those details. As well, your choices will be determined by your particular individual circumstances rather than one option that is best for all teachers. Therefore, it is important to know the various factors to consider. There are serious financial implications for these decisions so please call the District Office if you wish to discuss the issues. See the pages below for further details of EI.

If you are the person giving birth, after the delivery, complete the Application for Maternity Benefits – Teaching Staff (attached) in order to receive your top-up. The Board requires all of the same information from you as requested on this form whether you are a Permanent Teacher or a Contract Teacher so all types of teachers wanting this benefit should complete the form and submit it as indicated.

Contact Nicole Bléau at the District Office regarding required medical documentation if you need to access sick leave before you give birth.

Note that in L14.03 (a), during the statutory leave year (recently extended to 18 months), full credit continues for seniority and teaching experience. Enrolment in the Benefits Plan can also continue assuming that you pay your contributions (the same rate as when you are working) by electronic debit (arranged directly with OTIP).

If you wish to add the baby to your Medi-Dent coverage, you must do so within 31 days of a material change in circumstance, for example, the birth of your child, in order to not be subject to the rules governing late application. Within the 31-day period, you are automatically eligible to change your benefits (adding baby or a spouse or both, or joining the benefits plan for the first time), but after that, your request can be rejected for even the most minor of pre-existing conditions. Since there can be some technical delays within our benefits plan, this window does not begin until you receive your email invitation to make changes to your benefits.

We highly recommend that you continue paying your Long Term Disability premiums while on leave (if a Permanent Teacher). If you choose to discontinue these payments while you are on leave, then you are out of the plan and disabilities which arise during your leave and which prevent you from returning to work will not be covered. Contact Angela Dulbecco at [Angela.Dulbecco@ddsb.ca](mailto:Angela.Dulbecco@ddsb.ca) at the Board office to make arrangements to pay your LTD premiums.

You are responsible for making arrangements with the College of Teachers for the fees due during the year of your leave if necessary. This is normally paid automatically with a payroll deduction through the DDSB on the first pay in January, but will not occur if you are on leave during that month.

Refer to L14.04 for provisions relating to an extended leave. In addition to the year of extended leave as described in Article L14.04, up to one or two years of further unpaid leave of absence under Article L13.00 may also be available.

OTPP information is included here so that you can arrange to buy back this leave time for pension purposes if you choose. If you choose to continue making pension contributions while on leave or wish to buy back credit at some future date (within five years of the leave), contact the Ontario Teachers' Pension Plan for information and to make arrangements.

You should speak to your doctor with regards to any special considerations that apply to pregnant education workers with respect to communicable diseases in the workplace.

Finally, I offer a Pregnancy/Parental Leave workshop twice a year. Contact the District Office for dates.

Please call the District Office if you have any further questions.

Sincerely,

Nicole Bléau,  
Benefits Officer  
District 13, OSSTF  
(905) 668-7100  
[nicole.bleau@d13.osstf.ca](mailto:nicole.bleau@d13.osstf.ca)

### **Checklist for the Process for Pregnancy and Parental Leaves**

1. A teacher must give the Board two weeks written notice of the date the pregnancy/parental leave is to begin. Simply apply online through the Portal:  
Employee Self Serve → HRP Link (Forms Online) (centre of screen) → Forms Online (left of screen) → Leave of Absence → Reason for Absence: PAR Pregnancy-Parental Leave.  
You can attach your doctor or midwife's note indicating the due date on this page as well.
2. The Ontario Teachers' Pension Plan (OTPP) should become aware of your leave due to the stoppage of your pension contributions. However, you can call them or enter the leave info into the iAccess program at [www.otpp.com](http://www.otpp.com) to begin the process for a quote about the cost of buying back your leave. You can decide to continue your pension contributions during your leave or you have the ability to purchase pension credit later within five years from the end of your pregnancy/parental leave.
3. Apply for EI online at [www.servicecanada.gc.ca](http://www.servicecanada.gc.ca) when you start your pregnancy/parental leave. You can start collecting benefits up to 12 weeks before the due date (for the person giving birth) or at the start of the week the baby is born or comes into your care (for either parent). Service Canada and the DDSB have an electronic record sharing system which allows for the Record of Employment (ROE) to be sent electronically from DDSB directly to Service Canada when requested.
4. Ensure arrangements for medi-dent /Life Insurance benefits coverage directly with OTIP. If you intend to change from single to family coverage or add to your coverage, you have a 31-day window from the date of birth to make those changes. If you decide to reduce your benefits coverage for the duration of your pregnancy/parental leave, you can request to increase the amount of coverage or change from single to family within 31 days of returning to work.
5. Ensure arrangements for your LTD premiums with the DDSB through Angela Dulbecco at [Angela.Dulbecco@ddsb.ca](mailto:Angela.Dulbecco@ddsb.ca).
6. If you are the person giving birth, submit the DDSB *Application for Maternity Benefits – Teaching Staff* Form. (Attached) You will need to provide proof from Service Canada of when you served your waiting period and of your weekly benefit rate as well as proof of the date of birth of the child (see application form for details).
7. Ensure you arrange with the College of Teachers to pay your fee in January if you are on leave for that portion of the year. This can be completed online at [www.oct.ca](http://www.oct.ca).
8. Contact Nicole Bléau at District 13 (905 668-7100) if you need to access sick leave before you give birth and/or if you experience serious medical complications with you or your baby following childbirth.

## **Terms of Maternity Benefits - Teachers**

### **September 2023**

The terms of the MoU regarding Maternity Benefits were implemented starting May 1st 2013 and continue under the Central deal, and allow for the following maternity leave provisions (i.e. for the person giving birth) for Permanent Teachers and term contract Teachers in the DDSB:

- Eight (8) weeks of 100% salary immediately following the birth of the child; achieved by the following calculation:
  - **EI:** a payment from the Government of Canada for Employment Insurance; EI assigns a 1-week unpaid waiting period at the beginning of your leave followed by 15 weeks of EI Maternity Leave payments of ~\$650/week (for 2023) then Parental Leave payments of either 35 weeks (Standard) at ~\$650/week or 61 weeks (Extended) at ~\$390/week.
    - Additional weeks available if sharing benefits:
      - 5 extra weeks of Standard, 8 extra weeks of Extended
  - **Top-Up:** a payment from the DDSB; for eight (8) weeks immediately following the birth of the child, the DDSB will top-up the EI payment to an amount equivalent to 100% of salary; available only to the person giving birth.
    - Note: If you do not qualify for EI, you will receive payments from the DDSB equivalent to eight (8) weeks of 100% salary.
    - In the past, the DDSB has issued what is called a “True-Up”, a lump sum payment to cover everything owed you in back pay and top-up pay in order to wrap up your accounts until you come back to work.
      - After the 8 weeks of top-up, the board will pay the equivalent of one (1) week of the member’s EI amount split up over the following two weeks to ensure that the member does not earn over 100% of their regular gross pay in any given week.

### **EI Waiting Period**

If you are on sick leave immediately before your mat leave begins, EI will automatically waive (postpone) your waiting period. Due to our top-up provisions, serving the waiting period allows you one additional week of EI payment at the end of your leave where the postponed waiting period would be. Therefore, you should indicate to EI that you wish to serve your waiting period. Also, if your partner intends to share your leave, one of you will be required to serve the waiting period at the beginning anyway.

**THIS LOA WILL BE RETAINED IN 2019-2022 COLLECTIVE AGREEMENT FOR  
HISTORICAL REFERENCE ONLY**

**LANGUAGE FROM SEPTEMBER 1, 2014- AUGUST 31, 2017, AND EXTENSION UNTIL  
AUGUST 31, 2019**

**LETTER OF AGREEMENT #6**

**BETWEEN**

**The Ontario Public School Boards' Association  
(hereinafter called 'OPSBA')**

**AND**

**The Ontario Secondary School Teachers' Federation  
(hereinafter called the 'OSSTF')**

**RE: Status Quo Central Items as Modified by this Agreement**

The parties agree that the following central issues have been addressed at the central table and that the provisions shall remain status quo. For further clarity, the following language must be aligned with current local provisions and practices to reflect the provisions of the 2012-13 MOU. As such the following issues shall not be subject to local bargaining or mid-term amendment by the local parties. Disputes arising in respect of such provisions shall be subject to Section 43 of the *School Boards Collective Bargaining Act, 2014*.

**1. PREGNANCY LEAVE BENEFITS**

**Common Central Provisions**

- a) The Employer shall provide for permanent and long-term occasional teachers and teachers hired into a term position who access such leaves, a SEB plan to top up their E.I. Benefits. The teacher who is eligible for such leave shall receive salary for a period immediately following the birth of her child, but with no deduction from sick leave or the Short Term Leave Disability Program (STLDP). The SEB Plan pay will be the difference between the gross amount the teacher receives from E.I. and her regular gross pay.
- b) SEB payments are available only to supplement E.I. benefits during the absence period as specified in this plan.
- c) Teachers hired in a term position or filling a long-term assignment shall be entitled to the benefits outlined in a) above, with the length of the SEB benefit limited by the term of the assignment.
- d) Teachers on daily casual assignments are not entitled to pregnancy leave benefits.

- e) The teacher must provide the Board with proof that she has applied for and is in receipt of employment insurance benefits in accordance with the Employment Insurance Act, as amended, before SEB is payable.
- f) Teachers not eligible for employment insurance benefits or the SEB plan will receive 100% of salary from the employer for a total of not less than eight (8) weeks with no deduction from sick leave or STLDLP.
- g) For clarity, for any part of the eight (8) weeks that falls during a period of time that is not paid (e.g. summer, March Break, etc.), the remainder of the eight (8) weeks of top-up shall be payable after that period of time.
- h) Teachers who require a longer than eight (8) week recuperation period shall have access to sick leave and the STLDLP through the normal adjudication process.
- i) If an employee begins pregnancy leave while on an approved leave from the employer, the above maternity benefits provisions apply.
- j) The start date for the payment of the pregnancy benefits shall be the earlier of the due date or the birth of the child.
- k) Births that occur during an unpaid period (i.e. summer, March break, etc.) shall still trigger the pregnancy benefits. In those cases the pregnancy benefits shall commence on the first day after the unpaid period.

Local Bargaining Units will identify which of the SEB plans below apply in their circumstance. The applicable language must be included with the Common Central language above as paragraph I). The full article should then reside in Part B of the collective agreement;

1. A SEB plan to top up their E.I. Benefits for eight (8) weeks of 100% salary is the minimum for all eligible teachers. The teacher who is eligible for such leave shall receive 100% salary for a period not to exceed eight (8) weeks immediately following the birth of her child but with no deduction from sick leave or the Short Term Leave Disability Program (STLDLP). The SEB Plan pay will be the difference between the gross amount the teacher receives from E.I. and their regular gross pay;
2. A SEB plan with existing superior entitlements;
3. A SEB or salary replacement plan noted above that is altered to include six (6) weeks at 100%, subject to the aforementioned rules and conditions, plus meshing with any superior entitlements to maternity benefits. For example, 17 weeks at 90% pay would be revised to provide 6 weeks at 100% pay and an additional 11 weeks at 90%.

## **Article L14.00 – Pregnancy/Parental Leave**

### **L14.01    Pregnancy Leave**

Pregnancy leave of up to seventeen (17) weeks without pay shall be granted to a teacher who has worked for the Board for at least thirteen (13) weeks as follows:

- (a)     Pregnancy leave shall be for a seventeen (17) week period or such shorter period as the teacher may request.
- (b)     Pregnancy leave may commence no earlier than the day that is seventeen (17) weeks before the employee's due date or the date she gives birth, whichever is earlier, and no later than the date the child is due or the date the child is born, whichever is earlier.
- (c)     A teacher must give the Board at least two (2) weeks written notice of the date the pregnancy leave is to begin and submit a medical certificate from a legally qualified medical practitioner stating the expected birth date. Teachers are encouraged to provide the Board as much notice as possible for staffing processes.
- (d)     The pregnancy leave may end earlier than planned if the teacher gives the Board four (4) weeks written notice before the desired date of return.

### **L14.02    Parental Leave**

Parental leave without pay shall be granted to a teacher who has worked for the Board at least thirteen (13) weeks as follows:

- (a)     Parental leave shall be for up to sixty-one (61) weeks if the teacher has also taken a pregnancy leave, or up to sixty-three (63) weeks if the teacher has not taken a pregnancy leave.
- (b)     The parental leave of an employee who takes a pregnancy leave must begin when the pregnancy leave ends unless the child has not yet come into the custody, care and control of a parent for the first time.
- (c)     Parental leave may begin no more than thirty-five (35) weeks after the child is born or comes into the custody, care and control of a parent for the first time. Teachers are encouraged to provide the Board as much notice as possible for staffing processes.
- (d)     Where possible, the teacher must give the Board at least two (2) weeks written notice of the date the leave is to begin.
- (e)     A teacher who wishes to end parental leave sooner than expected may do so if the teacher gives the Board at least four (4) weeks written notice before the desired date of return.

(f) It is understood and agreed that the teacher will give the Board notice of intent to adopt as soon as possible recognizing that it may be necessary for the teacher to commence leave immediately when the child becomes available.

**L14.03     Provisions Applicable to Both Pregnancy and Parental Leaves**

(a) Seniority and credit for teaching experience continue to accrue during pregnancy leave [as defined in L14.01(a)] and/or parental leave [as defined in L14.02(a)].

(b) A teacher returning from a pregnancy leave or a parental leave in the same school year in which the leave was commenced shall return to the position held prior to the commencement of the leave.

(c) A teacher returning from a pregnancy leave or a parental leave in a school year subsequent to the year in which the leave commenced shall return to the position held at the commencement of the leave, subject to the provisions of Article L4.00.

(d) Salary shall be paid in accordance with the proportion of the year taught.

(e) (i) A teacher who is required to be absent from work because of pregnancy related illness is entitled to sick leave in accordance with Article L11.00 and C9.00.

(ii) Notwithstanding (i), a teacher on pregnancy or parental leave is not normally entitled to sick leave, except in accordance with Article L11.00 and C9.00. The teacher will be required to provide the Board with written verification of the actual date of birth within six (6) weeks of the birth. For a claim of sick leave and pay, the Board will require comprehensive medical certification.

(f) A teacher may be required to submit a written statement of intent to return to work at the end of pregnancy and/or parental leave.

**L14.04     Extended Pregnancy/Parental Leave**

(a) A parental leave or combined pregnancy leave and parental leave may be extended without pay up to an additional one (1) year on approval by the Board.

(b) A teacher on extended leave shall have the option to continue Long-Term Disability premiums which shall continue to be paid 100% by the teacher.

(c) A teacher may continue on extended leave for the periods of extension set out in L14.04 (a) without loss of sick leave top-up credits accumulated up to the date the pregnancy and/or parental leave commenced in accordance with Part A.

(d) A teacher may continue on extended leave for the periods of the extension set out in L14.04(a) without loss of seniority or teaching experience accrued as of completion of the parental leave or the combined pregnancy/parental leave.



(e) Notwithstanding L14.04(d), if a teacher is requested by the Board and the teacher agrees to extend the parental leave, such request and agreement shall be in writing. The teacher shall be credited with seniority and teaching experience to the extent of the agreed leave in accordance with the provisions of the Collective Agreement.

(f) A teacher returning from an extended leave in the same school year in which the leave was commenced shall return to the position held prior to the commencement of the leave should it remain available.

(g) A teacher returning from an extended parental leave in a school year subsequent to the year in which the leave commenced shall return to the position held at the commencement of the leave, subject to the provisions of Article L4.00.

(h) Salary shall be paid in accordance with the proportion of the year taught.

#### L14.05 Pregnancy Leave Benefits

(a) The Employer shall provide for permanent and long-term occasional teachers and teachers hired into a term position who access such leaves, a SEB plan to top up their E.I. Benefits. The teacher who is eligible for such leave shall receive salary for a period immediately following the birth of her child, but with no deduction from sick leave or the Short Term Leave Disability Program (STLDP). The SEB Plan pay will be the difference between the gross amount the teacher receives from E.I. and her regular gross pay.

(b) SEB payments are available only to supplement E.I. benefits during the absence period as specified in this plan.

(c) Teachers hired in a term position or filling a long-term assignment shall be entitled to the benefits outlined in a) above, with the length of the SEB benefit limited by the term of the assignment.

(d) Teachers on daily casual assignments are not entitled to pregnancy leave benefits.

(e) The teacher must provide the Board with proof that she has applied for and is in receipt of employment insurance benefits in accordance with the Employment Insurance Act, as amended, before SEB is payable.

(f) Teachers not eligible for employment insurance benefits or the SEB plan will receive 100% of salary from the employer for a total of not less than eight (8) weeks with no deduction from sick leave or STLDP.

(g) For clarity, for any part of the eight (8) weeks that falls during a period of time that is not paid (e.g. summer, March Break, etc.), the remainder of the eight (8) weeks of top-up shall be payable after that period of time.

(h) Teachers who require a longer than eight (8) week recuperation period shall have access to sick leave and the STDLP through the normal adjudication process.

(i) If an employee begins pregnancy leave while on an approved leave from the employer, the above maternity benefits provisions apply.

(j) The start date for the payment of the pregnancy benefits shall be the earlier of the due date or the birth of the child.

(k) Births that occur during an unpaid period (i.e. summer, March break, etc.) shall still trigger the pregnancy benefits. In those cases the pregnancy benefits shall commence on the first day after the unpaid period.

(l) SEB plan to top up their E.I. Benefits for eight (8) weeks of 100% salary is the minimum for all eligible teachers. The teacher who is eligible for such leave shall receive 100% salary for a period not to exceed eight (8) weeks immediately following the birth of her child but with no deduction from sick leave or the Short Term Leave Disability Program (STLDP). The SEB Plan pay will be the difference between the gross amount the teacher receives from E.I. and their regular gross pay.

(m) Effective January 1, 2021 and in accordance with the Ministry of Education's B-Memo 2018:B05, the parties agree as follows:

Where an employee who is eligible for the Pregnancy SEB Plan, identified under Part A and Article L14.05, the Board will issue the following top-up payments subject to receiving the appropriate supporting documentation:

Week 1	100% top up for the one week waiting period. Where a waiting period is not served, the Member will receive the difference between the gross amount the member receives from E.I. and their regular gross pay.
Week 2-8	The Member will receive the difference between the gross amount the member receives from E.I. and their regular gross pay.
Week 9-10	After the 8 weeks of top-up, the board will pay the equivalent of one (1) week of the member's EI amount split up over the following two weeks to ensure that the member does not earn over 100% of their regular gross pay in any given week.

\*\*\*\*\*

### **Article L13.00 – Other Leaves of Absence**

- L13.01 Applications for leave of absence shall be made in writing to the Associate Director - Equitable Education, as far in advance as possible, and where practicable, three (3) months prior to the time when the leave may be granted.
- L13.02 The Associate Director - Equitable Education may grant a member of staff a leave of absence with pay for stated periods of time for Special or compassionate reasons justifying a longer leave than that provided for in the Sick Leave Plan for Teaching Employees.
- L13.03 Any teacher on leave with pay shall be entitled to 100% credit for the purpose of increment, seniority and teaching experience during the period of the leave and to all employee benefits to which that teacher is entitled unless otherwise provided under this Agreement.
- L13.04 Without Pay  
The Associate Director - Equitable Education may grant leave of absence without pay for up to one year, to members of staff, for such purposes as the following:
1. Work Experience [excluding teaching other than occasional teaching];
  2. Special Request
- L13.05 A teacher granted a leave without pay shall not suffer a loss of retirement gratuity, seniority or sick leave top-up credits accumulated to the time of commencement of leave.
- Further, a teacher granted a leave without pay shall be paid a special payment of \$25.00 once, if needed, for Teachers' Pension Plan Board purposes.
- L13.06 The placement of a teacher returning from a leave is subject to the provisions of Article L4.00.
- L13.07 The Associate Director - Equitable Education may suggest a deferment of leave if this appears to be in the best interests of the students and the school system.

## **Buying Back My Pension: Is It for Me?**

Info obtained at [www.otpp.com](http://www.otpp.com)

For a full-time teacher with a salary of around \$85,000, making up for a year's gap in your pension typically costs about \$10,000.

If you're like many teachers, paying for that \$10,000 leave could increase your pension by about \$1,900 each year.

Most of our retired members collect a pension for about 30 years, so paying for that leave today could mean you'll get as much as \$57,000 more throughout your retirement.

### *A few things to keep in mind:*

- Your pension is about as close to a guaranteed investment as you can get. When you retire, your monthly payments will be determined by a formula, not the ups and downs of the market.
- Paying for your leave will increase your service credit. The more service credit you have, the bigger your pension.
- To maintain your retirement goal, consider paying for your entire leave.
- Why not just work an extra year to make up for your leave? Let's face it, the closer you get to your 85 factor, the more valuable retirement will likely be.
- You can pay for as little or as much of your leave as you want. You'll receive service credit that is proportional to the amount you've paid.
- You have up to five years from the end of your leave to pay.
- Interest will be applied to the cost of your buyback beginning the first of the month following the end of your leave.
- Pay for your leave with cash (online banking or cheque), RRSPs or a combination of both. You can't pay with a credit card or through payroll deduction.
- If you decide to pay for your leave, it's best for you to tell OTTP by [April 30](#) of the calendar year following the year your leave ends. This'll make your tax situation less complicated.

### **The cost**

Let's say you took one year away from full-time work. Your salary, as reported by your employer, was around \$85,000 before your leave. To get a rough idea of how much your leave would cost, multiply the salary you earned before your leave by the contribution rate(s) for the leave period you're paying for (2023's contribution rate is 12%):

**\$85,000 x 12% = \$10,200 plus interest**

## EI maternity and parental benefits

### What these benefits offer

Employment Insurance maternity and parental benefits provide financial assistance to:

- people who are away from work because they're pregnant or have recently given birth
- parents who are away from work to care for their newborn or newly adopted child

You could receive 55% of your earnings, up to a maximum of \$650 a week.

### Maternity benefits

Maternity benefits are only available to the person who is away from work because they're pregnant or have recently given birth. They can't be shared between parents.

The person receiving maternity benefits may also be entitled to parental benefits.

### Parental benefits

Parental benefits are available to the parents of a newborn or newly adopted child.

You must choose between 2 options:

1. standard parental benefits
2. extended parental benefits

Your choice determines the number of weeks and the weekly amount you'll receive.

If sharing, each parent must choose the same option and submit their own application. Parents can receive their weeks of benefits at the same time or one after another.

Although you don't have to take weeks of parental benefits consecutively, **you must take them within specific periods** starting the week of your child's date of birth or the week your child is placed with you for the purpose of adoption.

These periods are:

- **standard parental:** within 52 weeks (12 months)
- **extended parental:** within 78 weeks (18 months)

Before you apply, consider carefully whether standard or extended parental benefits are better for you. Once a parental benefits payment has been made for the birth or adoption, **the option (standard or extended) can't be changed.**

## Maternity and parental benefits overview

Benefit name		Maximum weeks	Benefit rate	Weekly max
Maternity* (for the person giving birth)		up to 15 weeks	55%	up to \$650

Benefit name	Maximum weeks	Benefit rate	Weekly max
Standard parental	up to 40 weeks can be shared between parents, but one parent cannot receive more than 35 weeks of standard benefits	55%	up to \$650
Extended parental	up to 69 weeks can be shared between parents, but one parent cannot receive more than 61 weeks of extended benefits	33%	up to \$390

\*Maternity benefits can be followed by parental benefits. You can apply for both at once.

### Examples of maternity and parental benefits

#### Maternity plus standard parental benefits

Natalie is taking time off work to recover from childbirth. She is sharing parental benefits with her partner to care for their newborn. She takes the maximum:

15 weeks of **maternity**

+35 weeks of **standard parental**

=50 weeks total for Natalie

Her partner can apply for up to 5 weeks of standard parental benefits to care for the baby.

If Natalie chooses to take fewer weeks of parental benefits, her partner can apply for more.

#### Maternity plus extended parental benefits

Kelsey is taking time off work to recover from childbirth. She is sharing extended parental benefits with her partner to care for their newborn. She takes the maximum:

15 weeks of **maternity**

+61 weeks of **extended parental**

=76 weeks total for Kelsey

Her partner can apply for up to 8 weeks of extended parental benefits to care for the baby.

If Kelsey chooses to take fewer weeks of parental benefits, her partner can apply for more.

## **EI maternity and parental benefits**

### **Do you qualify**

The information below should be used as a guideline. We encourage you to apply for benefits as soon as possible and let us determine if you're eligible.

You need to demonstrate that:

- you're pregnant or have recently given birth when requesting maternity benefits
- you're a parent caring for your newborn or newly adopted child when requesting parental benefits
- your regular weekly earnings from work have decreased by more than 40% for at least 1 week
- you accumulated 600 insured hours of work in the 52 weeks before the start of your claim or since the start of your last claim, whichever is shorter

### **If you had a recent claim**

If you received Employment Insurance benefits in the past 52 weeks, you may not be eligible to receive the maximum number of weeks of maternity or parental benefits.

However, if you've worked enough hours since your last claim, you may be able to start a new claim. [Contact us](#) to find out what's best for your situation.

### **If you get sick or require bedrest during pregnancy**

If you have health complications during pregnancy, you could be eligible for [sickness benefits](#) or for maternity benefits earlier. You must meet the conditions for each benefit.

### **If you're not a Canadian citizen**

If you have a valid social insurance number, you may be eligible for maternity and parental benefits.

If you plan to travel outside of Canada, contact [Immigration, Refugees and Citizenship Canada](#) to find out how this may impact your situation.

## **Eligibility period**

### **Maternity benefits**

You can start receiving maternity benefits as early as 12 weeks before your due date or the date you give birth. You can't receive these benefits more than 17 weeks after your due date or the date you gave birth, whichever is later.

## Parental benefits

You must take parental benefits within specific periods starting the week of your child's date of birth or the week your child is placed with you for the purpose of adoption.

These periods are:

- **Standard parental:** within 52 weeks (12 months)
- **Extended parental:** within 78 weeks (18 months)

## EI maternity and parental benefits

### How much you could receive

The exact amount you receive will be determined once your application is processed.

The number of weeks of benefits you get depends on the benefit type you choose and if you decide to share the benefits with other parents. The amount you receive depends on your insurable earnings\* before taxes in the past 52 weeks or since the start of your last claim, whichever is shorter.

\* Insurable earnings include most of the different types of compensation from employment, such as wages, tips, bonuses and commissions. The Canada Revenue Agency determines what [types of earnings](#) are insurable.

Some employers provide additional money to employees on maternity or parental leave. This is called a top-up. Check with your employer to find out if they offer a top-up.

### If your weekly earnings vary or your income changes

To calculate your benefit amount, we use a specific number of your highest paid weeks of employment. We call these your best weeks. The number of best weeks we use is based on the unemployment rate where you live. It could be between 14 and 22 weeks.

If your weekly earnings vary or your income changes, your best weeks can impact your benefit amount.

### Estimate your benefits

Answer the questions below to estimate your benefits, or find out [what we use to calculate your benefits](#).

[Find your economic region](#) to learn how many best weeks are used to calculate your benefit amount. To complete your estimate, you need to know your average insurable earnings (before taxes) for those weeks. The Province of Quebec is responsible for providing maternity, paternity, parental and adoption benefits to its residents. Visit the [Quebec Parental Insurance Plan](#) for more information.



Enter your annual salary or your average weekly earnings. **(required)**

Earnings frequency  ▼

Earnings (before taxes)

\$

Which benefits are you applying for? **(required)**

If you're pregnant or gave birth, you could take both.

☐ Maternity (for the person giving birth)

☐ Parental (for parents)

When do you plan to stop working? **(required)**

Apply as soon as possible after you stop working. If you wait more than 4 weeks after your last day of work to apply, you may lose benefits.

Get estimate

## What's included in benefit calculations

- Basic rates

The basic rate used to calculate maternity and standard parental benefits is 55% of average insurable weekly earnings, up to a maximum amount. In 2023, the maximum amount is \$650 a week.

For extended parental benefits, this rate is 33% of average insurable weekly earnings, up to a maximum amount. In 2023, the maximum amount is \$390 a week.

- Benefit calculation

This is how we calculate your weekly benefit amount:

1. we add your insurable weekly earnings from your best weeks based on information provided by you and your record of employment
  2. we divide that amount by the number of best weeks based on where you live
  3. we then multiply the result by 55% for maternity and standard parental benefits or by 33% for extended parental benefits
- If your family income is \$25,921 or less

You may be eligible to receive the family supplement if:

- your annual net family income is \$25,921 or less
- you have at least 1 child under 18
- you or your spouse receive the Canada Child Benefit







We automatically add your family supplement to your weekly benefit payments. You don't need to take any action. Your total weekly amount cannot exceed \$650.

## **EI maternity and parental benefits**

### **Apply**

Apply as soon as possible after you stop working. If you apply more than 4 weeks after your last day of work, you may lose benefits.

**Follow these steps to apply:**

-  [Step 1: Choose benefits](#)
-  [Step 2: Gather required information](#)
-  [Step 3: Complete the online application](#)
-  [Step 4: Provide required documents](#)
-  [Step 5: A benefit statement and access code will arrive by mail](#)
-  [Step 6: Check the status of your application](#)

Service Canada collects the personal information you put in an Employment Insurance (EI) benefit application to decide if you qualify for EI benefits. By starting this application, you consent to the terms of the privacy notice statement. Please read the [privacy notice statement](#).

If you're already familiar with the program:

[Start application](#)



**Step 1: Choose benefits**

- **Maternity benefits**

You can start receiving maternity benefits as early as 12 weeks before your due date or the date you give birth. You can't receive these benefits more than 17 weeks after your due date or the date you gave birth, whichever is later. A maximum of 15 weeks of benefits is available.

When you apply for maternity benefits, you can also apply for parental benefits. This will save you time later.

- **Parental benefits**

You can start receiving parental benefits the week your child is born or placed with you for the purpose of adoption.

When applying for parental benefits, you need to choose between 2 options:

1. standard parental (up to 35 weeks, up to \$638 a week)
2. extended parental (up to 61 weeks, up to \$383 a week)

If you applied for parental benefits at the same time as maternity benefits, you don't need to apply again.

Once you start receiving parental benefits, **you can't change options.**

### *Sharing parental benefits*

If sharing benefits, each parent must choose the same option, standard or extended. Each parent must submit their own application. If parents don't choose the same option, the choice on the first application received is used to determine the parental benefit option for all parents.

When sharing, the maximum number of weeks available increases to:

- 40 weeks for standard parental
- 69 weeks for extended parental

One parent can't receive more than 35 weeks of standard or 61 weeks of extended parental benefits. The remaining 5 weeks of standard or 8 weeks of extended parental benefits are available on a use-it-or-lose-it basis: if taken, they can only be taken by the other parent(s).

Parents can receive their weeks of benefits at the same time or one after another.

- Examples

*Maternity plus standard parental benefits*

Julie and David are having a baby. Julie takes the full 15 weeks of maternity benefits she is entitled to. She and David each decide to take 20 weeks of standard parental benefits at the same time to care for their child.

*Extended parental benefits*

Sami and Alex are adopting a child. Sami decides to take 39 weeks of extended parental benefits. This means Alex can take up to 30 weeks of extended parental benefits to care for their child.



**Step 2: Gather required information**

As part of the application process, you'll need to provide information and documents to us.

**Don't wait until you have the documents to apply.** Complete and submit your online application right away. You can send the required documents after you apply.

- Personal information

Make sure you have the following information to complete your application:

- the names and addresses of your employers in the past 52 weeks
- the dates you were employed with each employer and the reasons you're no longer employed with them
- your detailed explanation of the facts if you quit or were dismissed from any job in the past 52 weeks
- your full mailing address and your home address, if they are different
- your social insurance number (SIN)
- the SIN of any other parent if you plan to share benefits
- the last name at birth of 1 of your parents
- your banking information to sign up for direct deposit, including:
  - the name of your financial institution
  - your branch (transit) number
  - your account number
- your child's expected or actual date of birth
- the date your child was placed with you for the purpose of adoption, and the full name and address of the agency handling the adoption

- **Date of birth**

If your child's actual date of birth is different from the expected date of birth entered on your application, you must let us know as soon as possible. You can:

- call 1-800-206-7218 (TTY: 1-800-529-3742)
- [visit a Service Canada Centre](#)

- **Records of employment**

Employers issue records of employment (ROEs) to provide information about your work history. We use the information to determine:

- whether you're eligible to receive EI benefits
- how much you'll receive

You can visit [My Service Canada Account \(MSCA\)](#) to view ROEs issued for you by past and recent employers.

#### *Electronic ROEs*

Electronic ROEs are sent directly to Service Canada by employers. You don't need to request copies from your employer to provide to us.

#### *Paper ROEs*

If your employer issues paper ROEs, you must request copies of all ROEs issued for you in the past 52 weeks or since the start of your last claim, whichever is shorter. You'll need to provide them to us as soon as possible after you submit your EI application. You can [mail them](#) or drop them off at a [Service Canada Centre](#).



### **Step 3: Complete the online application**

The online application takes about 1 hour to complete. If you don't complete the application all at once, you can come back to it later using the temporary password that you receive when you start.

Your information is saved for 72 hours (3 days) from the time you start. If you don't submit the application within this time:

- it will be deleted, and
- you'll have to start a new application

[Start application](#)



#### **Step 4: Provide required documents**

After you complete your online application, submit the required documents to us.

You can:

- [mail them to us](#)
- [drop them off at a Service Canada Centre](#)



#### **Step 5: A benefit statement and access code will arrive by mail**

Once your application is received, we'll mail you a benefit statement with a 4-digit access code. You'll need this code and your SIN to follow up on your application. Receiving an EI benefit statement doesn't mean that we've made a decision about your claim.



#### **Step 6: Check the status of your application**

To check the status of your application, you can:

- [sign into MSCA](#)
- [contact Service Canada](#)

If you're not registered with MSCA, you can create an account when you receive your benefit statement and access code.

## **EI maternity and parental benefits**

### **After you apply**

#### **When payments start**

You'll receive your first payment about 28 days after you apply if you're eligible and have provided all required information. If you're not eligible, we'll notify you of the decision made about your application.

## Waiting period

Before you start receiving benefits, there is 1 week for which you won't be paid. This is called the waiting period. It's like the deductible that you pay for other types of insurance.

If you apply for both Employment Insurance (EI) maternity and parental benefits, you only need to serve the waiting period once.

If you're sharing parental benefits for the same child, only 1 parent will serve the waiting period.

## While receiving benefits

While receiving benefits, you must continue to be eligible. Please contact Service Canada if you:

- stop providing care for your child while receiving parental benefits
- start working or earn money. For more information on how earnings impact your benefits, visit [Working while on claim](#)

If you don't inform us of these changes, you risk being [overpaid](#) and having to repay benefits.

## If your situation changes

You may be eligible for [types of EI benefits](#). This could include sickness benefits if you become ill or caregiving benefits if your child becomes critically ill or injured. You must meet the conditions for each benefit.

## If you travel outside of Canada

As long as you continue to meet eligibility conditions, you can still receive maternity and parental benefits while outside Canada.

We encourage you to [contact Service Canada](#) for advice on your specific circumstances.

## Check or update your information

With [My Service Canada Account](#), you can check the status of your EI application. You can also:

- view and update your personal information
- find out when your payments start and end
- sign up for direct deposit or change your direct deposit details

## **When payments end**

### Maternity benefits

You'll stop receiving benefits if:

- you've received 15 weeks of maternity benefit payments
- 17 weeks have passed since your due date or the date you gave birth, whichever is later
- you've received the maximum weeks of benefits payable to you when combining EI benefit types, or
- you've reached the end of your claim period
  - when you start a claim for any type of EI benefit, your claim is open for a certain period of time. This is usually 52 weeks. In some situations, the claim period may be extended to a maximum of 2 years

### Standard parental benefits

You'll stop receiving benefits if:

- you've received all standard parental benefit payments you applied for, up to a maximum of 35 weeks
- the maximum of 40 weeks has been paid to parents sharing benefits
- 52 weeks have passed since your child was born or placed for the purpose of adoption
- you stop providing care for your child
- you've received the maximum weeks of benefits payable to you when combining EI benefit types, or
- you've reached the end of your claim period
  - when you start a claim for any type of EI benefit, your claim is open for a certain period of time. This is usually 52 weeks. In some situations, the claim period may be extended to a maximum of 2 years

### Extended parental benefits

You'll stop receiving benefits if:

- you've received all extended parental benefit payments you applied for, up to a maximum of 61 weeks
- the maximum of 69 weeks has been paid to parents sharing benefits
- 78 weeks have passed since your child was born or placed for the purpose of adoption
- you stop providing care for your child
- you've received the maximum weeks of benefits payable to you when combining EI benefit types, or
- you've reached the end of your claim period
  - when you start a claim for any type of EI benefit, your claim is open for a certain period of time. For extended parental benefits, this period is up to 78 weeks. In some situations, the claim period may be extended to a maximum of 2 years



## **If you disagree with the decision about your application for EI benefits**

You can request a [reconsideration of the decision](#). You must submit a request for reconsideration within 30 days after the day the decision was communicated to you. You can [contact Service Canada](#) to help you with your reconsideration request.

## **EI maternity and parental benefits**

### **Special circumstances**

Below are some special circumstances that may impact you. Contact [Service Canada](#) for advice on your specific situation.

#### **Changing your planned number of weeks**

You can't change between standard and extended parental benefit options once benefits have been paid. That said, you can change the number of weeks you take as long as you don't go over the maximum for the option you chose.

#### **Non-consecutive parental leave**

If you're taking parental leave at different times during the eligibility period, you must submit an application each time you plan to receive parental benefits. If you have an existing claim, we'll reactivate it or you could start a new claim.

#### **Health complications during pregnancy**

You could be eligible for [sickness benefits](#) or for maternity benefits earlier. You must meet the conditions for each benefit.

#### **Health complications for your child**

If your child is hospitalized, your eligibility period for maternity or parental benefits could be extended. You may be eligible for [other benefits](#). This could include caregiving benefits if your child becomes critically ill or injured. You must meet the conditions for each benefit.

#### **Miscarriage, termination or stillbirth**

If you're reading this following a loss, please accept our condolences.

If your pregnancy ends before week 20, you could receive [sickness benefits](#).

If your pregnancy ends in week 20 or later, you could receive maternity benefits.

Parental benefits are not available.

#### **Death of a child**

If you're reading this following the loss of your child, please accept our condolences.

You should know that you're still entitled to up to 15 weeks of maternity benefits. However, parental benefits are not available. If the loss occurs while parental benefits are being paid, parents are no longer eligible as of the week following the loss. You may be eligible for [other benefits](#).

Please inform us as soon as possible so we can update your file and make any necessary adjustments.

#### **Your child is not legally adoptable**

If your child is not legally adoptable at the time they're placed with you, benefits can be paid from the date you demonstrate that:

- you consider the placement to be permanent, and
- your intent is to adopt

### **Multiple birth**

The number of weeks of maternity and parental benefits you can get doesn't change if you have a multiple birth (twins, triplets, etc.). This is also the case if you adopt more than 1 child at the same time.

### **Surrogacy**

Maternity benefits are available to people who are away from work because they're pregnant or have recently given birth, including surrogates. Parental benefits are not available to surrogates.

### **Canadian Forces member**

If you're a Canadian Forces member (regular or reservist) who must defer or interrupt your parental leave because of an imperative military requirement, your eligibility period for parental benefits could be extended.

## Should I continue my Long Term Disability coverage during my leave of absence?

**The answer to this question deserves careful consideration.**

Long Term Disability (LTD) coverage provides a safety net that will replace a percentage of your earnings should you be unable to work because of an illness or injury. Your OTIP LTD plan recognizes that most members are in a highly vulnerable financial position should they be confronted with a loss of income during a lengthy or permanent disability.

### **While on leave of absence, you have two options:**

1. Maintain your LTD coverage by continuing to pay your contributions, **or**
2. Discontinue your LTD coverage by ceasing your contribution payments.

When you return to work your coverage will be reinstated.

### **Maintaining your LTD coverage**

If you choose to maintain your LTD coverage and you become disabled while on leave, you are eligible to apply for LTD benefits. There will be no break in your coverage.



**Example 1:** Kendra is diagnosed with cancer during her leave of absence. While undergoing cancer treatment, her leave of absence ends and she is unable to return to work. As Kendra maintained her LTD coverage during her leave, she is eligible to apply for LTD benefits. The benefits, payable on or after the date her leave is scheduled to end, will help replace her income while she is unable to work.


### **Discontinuing your LTD coverage**

If you become disabled while on leave, you will not be eligible for LTD benefits for the scheduled duration of your leave of absence. Upon your return to work, your coverage will be reinstated based on your active level of earnings.

**Example 2:** Kendra is diagnosed with cancer during her leave of absence. Kendra did not maintain her LTD coverage during her leave; therefore, she is not eligible to apply for LTD benefits to help replace her income while she is unable to return to work.

How to Register

To register for *iAccess Web*:

- 1. Make sure you have an active email account.
- 2. Contact us by telephone at 416 226-2700 or 1 800 668-0105 between 8:00 am and 5:30 pm ET from Monday to Friday.  
OR  
Fax or mail us the completed [registration form](#) .

We'll set up your account and send you an account number and instructions on how to activate your account by email.

- 3. Use your account number to activate your account.  
After you activate your account, we'll send you a password by email.
- 4. Use your account number and password to sign in to *iAccess Web*.

Back

## Application for Maternity Benefits – Teaching Staff

**Name:** \_\_\_\_\_ **S.I.N.** \_\_\_\_\_ **ID#** \_\_\_\_\_

According to the terms and conditions of the Maternity Benefits as in the Memorandum of Understanding and the Collective Agreement, I hereby apply for maternity benefits from the Board.

In accordance with this plan, I hereby agree that:

- A. I will return to work (prior to submitting any resignation) and remain in the service of the Board (in accordance with the terms of my Contract/Terms & Conditions of Employment) after returning from my Pregnancy/Adoption Leave (and from any subsequent additional leave granted by the Board under my Contract/Terms & Conditions of Employment); and
- B. Should I not comply with (A) above, I shall reimburse the Board any monies paid to me under this plan.

**Signature:** \_\_\_\_\_ **DATE:** \_\_\_\_\_

### The maternity benefits available to you, effective May 1, 2013 are:

1. Supplemental Employment Benefits (SEB) - benefit paid by the Board to top up your EI weekly rate to your normal weekly salary. This is payable for a maximum of eight weeks from your baby's date of birth or the start of your leave.
2. If you are NOT eligible to receive Employment Insurance (EI) benefits you will receive eight weeks of salary paid at 100%.

### What 4 documents must I send in to apply for these two payments?

- 1) This SEB application form
- 2) Proof from Service Canada of when you served your waiting period.
- 3) A copy of your first bi-weekly stub from Service Canada showing your weekly benefit rate.
- 4) Proof of the date of birth of your child/children.  
- this can be a Doctor's note, hospital discharge papers, birth certificate, or health card as long as the date of birth is shown.

### What if I am not eligible to receive Employment Insurance Benefits?

If you are not eligible to receive Employment Insurance Benefits, submit this form along with proof from Service Canada that you are not eligible to receive benefits. You must notify of the date of birth, as soon as possible after the birth of your baby.

Where or to whom do I send my application and supporting documents?

~~employee.records@ddsb.ca~~ [employee.records@ddsb.ca](mailto:employee.records@ddsb.ca)

### To be completed by the Board:

Regular SEB payment \$ \_\_\_\_\_ Processing Clerk \_\_\_\_\_

Date: \_\_\_\_\_ Signature for the Board \_\_\_\_\_

## **I am going off on Maternity / Parental leave what steps do I need to take?**

### **The first thing to do:**

- apply for your Pregnancy/Parental leave on Leave of Absence Request Data base (LOARD)
- include a note from physician or midwife indicating the approximate date of delivery.
- copy of the leave approval letter is sent to Employee Services from Operations to begin the process for payroll. Pension and benefits.

### **Once you have finished working:**

1. Apply for Employment Insurance (EI) benefits through **Service Canada**.
  - online at [www.servicecanada.gc.ca](http://www.servicecanada.gc.ca)
  - in person at any Service Canada office in your area.

**Important to note that your Record of Employment (ROE) is sent electronically from our payroll department to the Service Canada data bank, you won't receive a hard copy. This process is very efficient and provides Service Canada with the data they require to move forward with your claim.**

2. Respond to notification from payroll/benefits about continuing or waiving benefit coverage and pension payments.
3. Apply for SEB payments with all relevant documentation, after your baby is born.
4. Update dependent enrolment information to ensure that your child is covered by your benefits plan.
5. Any changes to your approved leave date(s) must be requested through LOARD.

Revised

Dec. 2, 2015

Page 2 of 2



@DurhamDSB



[https://www.facebook.com/pages/  
Durham-District-School-Board/447874875238636](https://www.facebook.com/pages/Durham-District-School-Board/447874875238636)



[www.youtube.com/DurhamDSB](http://www.youtube.com/DurhamDSB)